









Keep rolling around in mud, climbing trees, telling silly jokes and laughing lots and lots.....but when you are not doing any of those things, here are a few other ideas to keep you busy!

<p>Do you have a dragon at home? We'd love to meet it and learn all about its habitat and diet!</p>	<p>Draw a picture of a newly discovered dragon. Label it to tell us about all its different features. Does it have a special power? Be sure to let us know!</p>	<p>Visit a castle and take pictures to share with us.</p>
<p>Make a castle of your own (use things out of the recycling bin, lego, kinex or something else)!</p>	<p>Make a paper plate or toilet roll dragon!</p> 	 <p>We are visiting Cardiff Castle. These are the shield's on the clock tower.</p> <p>If there was a castle in Cromhall, what would the shield look like? Design and make one!</p>
<p>Create a painting or a collage of a castle or a dragon.</p>  	<p>Make a dragon sock puppet!</p> 	<p>Make a dragon's egg out of salt dough and make it look magical!</p> 

If you don't fancy any of these ideas, surprise me with your own!

The last Thursday of every term is 'Home Learning Sharing Afternoon'! Take pictures, write it down or bring it in.....whichever way works for you!

Remember to read with your child as often as you can. Practising number bonds to 10 and 20 (Year 1) and your 2x, 5x, 10x (Year 2) all help support your child's learning.