


## Reception Class Term 2 Newsletter



Welcome back to Term 2. This is always a very busy but very fun term. It has been lovely to catch up with you all at our parents' meetings to share all the learning we have been doing and just how proud I am of the children. Below I have outlined some of the things that will be happening/ things that we will be learning over the coming term. If you need to contact me, my email address is [Jacqueline.West2@gmail.org.uk](mailto:Jacqueline.West2@gmail.org.uk)

### Topic

This term our topic which links with the Key Stage One class is called 'Invasion' and continues to focus on Castles. We will be designing and making our own castles from junk modelling. We will be learning about the seasons and how to dress for the weather. In Science we will be learning about floating and sinking, testing materials and discovering why things float or sink. We will of course be learning about the story of Christmas and practising for our Christmas performance.




### Show and Tell

Each week I will choose someone for show and tell. I will send a note home in advance. Please can the children bring in something special to talk about on this day. Often a photo or an achievement is more powerful than a favourite toy.

### Junk Modelling

We are continuing to enjoy our junk modelling station. Please continue to send in cereal boxes, tubes and bottle lids etc. Thank you.



This term we are starting Drawing Club in Reception. This is an idea from Greg Bottrill and involves the children drawing something every day, linked to our class text for that week.

"When children draw, something very magical takes place: they are creating a representation of the outer world but through the lens of their inner world. In the act of drawing, imagination becomes real" – Greg Bottrill

Over time, we progress to add labels to our pictures, and then captions and finally, we build up to writing sentences. We plan a question to inspire each drawing club session linked to our class story (e.g. What else could Stickman be used for?) and the children are free to use their imagination. There is no right or wrong in drawing club!

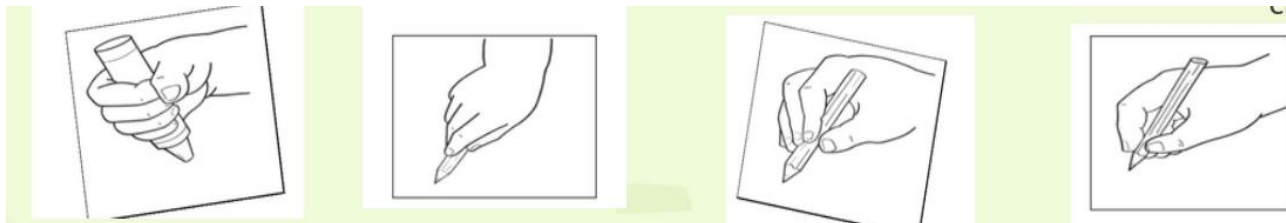
### Proud Moments

The children will be bringing home some proud moment slips. Please can you aim to fill at least one in each term to share something that you are proud of. It could be linked to their learning, their behaviour or an achievement outside of school. Please send them to school to be stuck in their books.



## Pencil Grip

According to their stage of development, children progress through stages of pencil grips. They will only be ready to grip a pencil in the most efficient grip (image 4) once they have developed the fine motor strength to do so.



By the end of Reception, most children will be using a tripod grip.

## Phonics and Reading

This term we continue to learn our sounds. Please continue to practise the sound cards that are sent home each week. I will also be adding in some tricky (red) word cards for the children to practise as well. Below is a link to the FFT parent portal where you can read any of the previous shared readers we have sent home. Please do not read ahead as this will have an impact on our lessons in school. Repetition is great for building confidence so please make use of these. I have attached a parent's guide to this email.

Parent Portal website: <https://parents.fft.org.uk/>

Password: **u3g5ph**



## Reading Challenge



This term we are introducing a new reading challenge. Each time you read with your child please initial in their reading diaries. If they read 5 times in a week, then they will receive a certificate and a raffle ticket. Raffle tickets will be drawn at the end of term for the chance to win a prize.